

# ACCESSORIES PRODUCT CATALOG



GLOBAL  
FINISHING  
SOLUTIONS

# TABLE OF CONTENTS

	PAGE(S)
About GFS.....	2
Filters.....	3 - 5
Doors Hardware .....	6
Doors Seals .....	7
Lighting.....	8 - 9
Exhaust Fans .....	10 - 11
Exhaust Ductwork.....	12 - 13
Electrical Components.....	14 - 15
Booth Accessories.....	16
Booth Protection .....	17
REVO Mobile IR Curing.....	18 - 19
Accessories Notes.....	20

# ABOUT GFS

## FULL-SERVICE PARTS & FILTERS DEPARTMENT



Headquartered in Osseo, Wisconsin, Global Finishing Solutions (GFS) has an extensive history of providing the aerospace, automotive refinish and industrial finishing industries with exceptional equipment and services, which helps businesses maximize productivity and achieve flawless finishes.

Dedicated to ensuring your GFS equipment continues to operate in peak condition for many years, we carry a complete line of high-quality replacement parts and accessories for all our products, including most legacy brands. Our experienced sales representatives will work with you to find the right part or product for your specific equipment. By stocking our most common parts and filters at GFS, we offer quick turnaround and fast shipping throughout North America and around the world.



### CONTACTING GFS:

**PARTS & FILTERS SALES**  
parts@globalfinishing.com  
toll free: 800-848-8738, opt. 2

**TECHNICAL SERVICES**  
techservices@globalfinishing.com  
phone: 800-848-8738, opt. 5

# EXHAUST FILTERS

## GFS WAVE® PAINT BOOTH EXHAUST FILTERS

GFS Wave is an economical, high-performance exhaust filtration solution for businesses of all sizes and production levels. The convoluted "wave" design of GFS Wave filters increases surface area for great depth loading and holding capacity.

Part No.	Size	Quantity per Box
<b>GFS WAVE PADS</b>		
1008075	20" x 20"	30
1008077	20" x 25"	30
<b>GFS WAVE ROLLS</b>		
1008078	20" x 30'	1
1008079	24" x 30'	1
1008080	30" x 24'	1
1008081	30" x 30'	1
1008083	30" x 50'	1
1008084	36" x 30'	1
1008086	40" x 30'	1
1008087	45" x 30'	1
1008089	48" x 30'	1
1008092	60" x 30'	1



Other sizes are available upon request.

## POLYESTER EXHAUST FILTERS

Part No.	Size	Quantity per Box
<b>PADS</b>		
1011603	20" x 20"	30
1011622	24" x 24"	25
<b>ROLLS</b>		
1011583	72" x 50'	1
1017354	24" x 50'	1
1017351	48" x 50'	1
1017350	36" x 75'	1
1017349	48" x 75'	1
1017348	60" x 75'	1



## GOLD POLYESTER EXHAUST FILTERS

Part No.	Size	Quantity per Box
<b>PADS</b>		
1008074	20" x 20"	30
1008076	20" x 25"	30
<b>ROLLS</b>		
1008082	30" x 50'	1
1008085	36" x 50'	1
1008088	45" x 50'	1
1008090	48" x 50'	1
1008093	60" x 50'	1



## FIBERGLASS EXHAUST FILTERS

Part No.	Size	Quantity per Box
<b>PADS</b>		
1011599	20" x 20"	100
1011600	20" x 25"	100
<b>ROLLS</b>		
1011611	40" x 75' roll	1
1011612	30" x 75' roll	1
1011617	60" x 75' roll	1
1011619	84" x 75' roll	1
1011621	42" x 300' roll	1
1011625	60" x 300' roll	1
1011629	48" x 300' roll	1
1011630	84" x 300' roll	1
1011631	36" x 300' roll	1



## PAPER MESH EXHAUST FILTERS

Part No.	Size	Quantity per Box
1011666	20" x 20" x 1"	60
1011667	42" x 2" x 30'	1



## PAPER MESH EXHAUST FILTERS WITH POLYESTER BACKING

Part No.	Size	Quantity per Box
1008390	20" x 20" x 2"	40
1008391	20" x 25" pad	40
1008392	31" x 25' roll	2
1008393	42" x 53' roll	1



## PLEATED CARDBOARD EXHAUST FILTERS

Part No.	Size	Quantity per Box
1006498	3' x 30'	1, 3 or 60



# INTAKE FILTERS

## THREE-STAGE EXHAUST FILTERS

### FOR AEROSPACE CHROMATE COATINGS

GFS' high-efficiency, three-stage filtration system delivers a higher holding capacity and more cost savings than other systems. It is highly effective at capturing large volumes of paint, with up to 99.9 percent filter efficiency at 5 microns. The system is used for aerospace chromate coatings and meets NESHAP requirements.



Part No.	Size	Quantity per Box
<b>STAGE 1 - CPA - PAINT ARRESTOR ROLL MEDIA</b>		
1011570	36" x 50'	1
1011571	45" x 50'	1
1011578	50" x 50'	1
1011583	72" x 50'	1
1011586	45" x 75'	1
1011584	72" x 75'	1
1011587	102" x 75'	1
1011588	120" x 50'	1
1011589	54" x 75'	1
1017349	48" x 75'	1
1017348	60" x 75'	1



### STAGE 2 - MEPT PANEL FILTER

1011569	20" x 20"	24
1011580	24" x 24"	24
1056812	20" x 20"	24



### STAGE 3 - POCKET BAG FILTER

1011696	20" x 20" x 15" (2 Pocket)	1
1011573	20" x 20" x 12" (6 Pocket)	1
1011579	24" x 24" x 12" (6 Pocket)	1
1033525	20" x 20" x 12" (6 Pocket)	1



## HIGH-TEMPERATURE INTAKE ROLLS

The premium High-Temperature Intake Filter is designed to withstand a paint booth's cure cycle of up to 220 degrees Fahrenheit. High-Temperature Intake Filters are featured in the ceiling intake plenum of automotive paint booths from GFS.

Part No.	Size	Quantity per Box
1008000	21" x 36"	2
1021055	21" x 69"	2
1008001	21" x 72"	1
1021056	21" x 105"	2
1021057	21" x 141"	2
1008004	21" x 144"	2
1018331	51" x 97"	1
1013941	51" x 108"	1
1014023	51" x 121"	2
1008011	61" x 120"	2
1008012	61" x 149"	2
1008013	64" x 108"	2
1008014	64" x 120"	2
1008015	64" x 144"	2
1008016	64" x 149"	2
1008023	81" x 36"	2
1013505	81" x 72"	1
1008024	81" x 108"	1
1008026	81" x 144"	1




Other sizes are available upon request.

## INTAKE PADS

Part No.	Size	Quantity per Box
1011590	20" x 20" x 1" (Diffusion)	24
1011591	24" x 24" x 1" (Diffusion)	24
1011604	16" x 20" x 1" (Tacky)	24
1011605	16" x 25" x 1" (Diffusion)	24
1011606	20" x 20" x 1" (Tacky)	24
1011607	20" x 20" x 1" (Tacky, Green)	24
1011608	20" x 25" x 1" (Tacky)	24
1011609	24" x 24" x 1" (Tacky, Rigid Metal Frame)	24
1011505	20" x 48" x 2"	8
1006386	20" x 48" (Micro Clean)	12
1006388	20" x 48" (Micro Clean)	15

## TACKY INTAKE FILTERS

Part No.	Size	Quantity
1011689	55" x 96" (R1)	2 rolls
1011690	55" x 120" (R1)	2 rolls
1011581	50" x 90" (ME1)	1 roll
1011582	50" x 30" (ME1)	1 roll




# POWDER, DUST & OTHER FILTERS

## POWDER & DUST FILTERS

Part No.	Size	Quantity per Box
----------	------	------------------

### FILTER PADS

1011654	20" x 20" x 4"	6
1011655	20" x 20" x 2"	1
1011656	20" x 25" x 2"	1
1023869	20" x 20" x 4"	6



### CARTRIDGE FILTERS

1011682	26" x 12 3/4"	1
1011683	26" x 12 3/4"	1
1011684	26" x 12 3/4"	1
1022982	52" x 12 3/4"	1



## POWDER & DUST NON-RECOVERY BOOTH FILTERS

Part No.	Size	Quantity per Box
----------	------	------------------

### PRIMARY FILTERS - GFS WAVE

1008084	36" x 30'	1
1008087	45" x 30'	1
1008089	48" x 30'	1
1008091	54" x 30'	1
1013183	45" x 48'	1
1008083	30" x 50'	1



### PANEL FILTER

1023869	20" x 20" x 4"	6
---------	----------------	---

### REDUNDANT FILTER

1021483	24" x 24" x 12"	1
---------	-----------------	---



## AIR MAKE-UP UNIT (AMU) FILTERS

Part No.	Size	Quantity per Box
----------	------	------------------

1010774	23 1/4" x 47" x 9" (6-Pocket)	4
1010775	23 1/2" x 47" (Framed 5-Pocket)	4
405216	19 1/4" x 37" x 4" (High-Capacity)	4
1010777	19 1/2" x 36 3/4" (6-Pocket)	4
1008028	23 1/2" x 35 5/8" (4-Pocket)	4

## OVEN PANEL FILTERS

Part No.	Size	Quantity per Box
----------	------	------------------

1011506	24" x 24" x 12" (Metal Frame)	1
---------	-------------------------------	---



## THREE-STAGE FILTRATION

FOR OLDER POWDER & DUST NON-RECOVERY BOOTHS

Part No.	Size	Quantity per Box
----------	------	------------------

### STAGE 1 - WAVE ROLL MEDIA

1008084	36" x 30'	1
1008087	45" x 30'	1
1008089	48" x 30'	1
1008091	54" x 30'	1
1013183	45" x 48'	1
1008083	30" x 50'	1



### STAGE 2 - MEPT PANEL FILTER

1011569	20" x 20"	24
1011580	24" x 24"	24
1056812	20" x 20"	24



### STAGE 3 - POCKET BAG FILTER

1011696	20" x 20" x 15" (2-Pocket)	1
1011573	20" x 20" x 12" (6-Pocket)	1
1011579	24" x 24" x 12" (6-Pocket)	1
1033525	20" x 20" x 12" (6-Pocket)	1



## ADVANCECURE® FILTERS

These filters ensure clean air escapes GFS' AdvanceCure System for a fast cure and a high-quality paint finish. The filters are made of high-loft, non-woven, expanded polyester, featuring a 99.84 percent average arrestance.

Part No.	Size	Quantity per Box
----------	------	------------------

1010333	10.875" x 16.25"	10
1007996	10.5" x 7.75" (Corner Module, No Lights)	10
1007997	13" x 9.5" (Corner Module, with Lights)	10
1014080	15.25" x 24.25" (Corner Module)	10
1007999	17" x 7.5" x 5.25"	10
1019524	14.625" x 14.626"	10
1018261	15.5" x 36.625"	2

## FILTER COMPONENTS

Part No.	Description
----------	-------------

1011601	20" x 20" Filter Grid (Tips Not Included)
1011602	20" x 25" Filter Grid (Tips Not Included)
1010976	Rubber Tips for Filter Grids
1008064	Filter Hook, 48" Sections
1007171	J-Strip, 48" Sections



# DOOR HARDWARE

GFS uses only top-quality hardware. Our weld-free designs mean no weak points and no corrosion. GFS hinges, latches and hardware are all fully adjustable so you get the perfect fit, every time.

## DOOR HINGES

Part No.	Description
----------	-------------

1011881 Strap, 16" long, Zinc Flush



Part No.	Description
----------	-------------

1011833 Steel 1.75" wide x 8" long, Butt Style



Part No.	Description
----------	-------------

1011773 Burn-Off Oven, 11" long



Part No.	Description
----------	-------------

1011828 4" x 10" x .125" Steel Butt Style



Part No.	Description
----------	-------------

1011830 2.5" x 10" x .125" Half Swaged



Part No.	Description
----------	-------------

1023659 Automotive, Assy Open



Part No.	Description
----------	-------------

1023660 Automotive, Assy Closed



Part No.	Description
----------	-------------

1026317 Industrial, Assy, E-dip



Part No.	Description
----------	-------------

1007176 Automotive, Hinge Kit Center Door  
Blowtherm (System 2000)



Part No.	Description
----------	-------------

1007177 Automotive Door Hinge Kit,  
Blowtherm (System 2000)



## DOOR PULLS

Part No.	Description
----------	-------------

1009316 Door Handle Metal



Part No.	Description
----------	-------------

1009320 Door Handle Fiberglass



Part No.	Description
----------	-------------

1011839 Door Pull, Standard Zinc



Part No.	Description
----------	-------------

1011772 Door Pull (for Batch Process Ovens)



## DOOR LATCHES

Part No.	Description
----------	-------------

1011837 BRIXON #83P Cast Steel



Part No.	Description
----------	-------------

1011844 BRIXON #2P Cast Iron



Part No.	Description
----------	-------------

1007075 Door Clicker (Each)



Part No.	Description
----------	-------------

1000902 Striker Plate Long (Frontal Doors)



Part No.	Description
----------	-------------

1000903 Striker Plate Short (Personnel Door)



Part No.	Description
----------	-------------

1022522 Lever Latch with Pins & Clips



## HARDWARE

Part No.	Description
----------	-------------

1039542 Refinish Lever/Latch kit (less rods) Locking Mechanism

# DOOR SEALS

Part No.	Description
----------	-------------

1010965	.50 x .25 Closed Cell Seal Tape
---------	------------------------------------



Part No.	Description
----------	-------------

1010966	.50 x .50 Closed Cell Seal Tape
---------	------------------------------------



Part No.	Description
----------	-------------

1010969	3/16" x 5/8" w, 30' Roll Butyl Tape
---------	----------------------------------------



Part No.	Description	Part No.	Description
----------	-------------	----------	-------------

.125 Rubber Strip			
1010972	3.0 width	1010975	6.0 width
1010973	.4.0 width	1010978	8.0 width
1010974	.5.0 width	1010980	10.0 width



Part No.	Description
----------	-------------

1010868	P Seal - EPDM Seal Tape (JBI & GFS Industrial Booths)
---------	----------------------------------------------------------



Part No.	Description
----------	-------------

1010869	1/4" x 3/4" Wide Open Cell Tape Adhesive
---------	---------------------------------------------



Part No.	Description
----------	-------------

1010832	12' L x 3" W x 1/8" Door Wiper Seal - Binks
---------	------------------------------------------------



Part No.	Description
----------	-------------

1010833	8' L x 2" x 11/16" Bi-Fold Seal Binks
---------	------------------------------------------



Part No.	Description
----------	-------------

1010834	9' L x 2" x 1 1/4" "T" Seal Binks
---------	--------------------------------------



Part No.	Description
----------	-------------

1010835	30' Length - Binks "U" Seal
---------	-----------------------------



Part No.	Description
----------	-------------

1032984	U-Shaped Sponge EDPM W/PSA - Garmat
---------	----------------------------------------



Part No.	Description
----------	-------------

1007175	Seal Kit Bi-/Tri-Fold: (2) 1001135, (3) 1001009, (1) 1001046, (1) 1001050
---------	---------------------------------------------------------------------------------



Part No.	Description
----------	-------------

1001135	15' X 7" x 1/8" Black Rubber - S.S. Booths
---------	-----------------------------------------------



Part No.	Description
----------	-------------

1001136	12-1/2" x 3/4" x 1-1/2" Foam Tape -
---------	----------------------------------------



Part No.	Description
----------	-------------

1001011	.5 X .5 X 25' Roll (LT FXT) Foam Tape
---------	------------------------------------------



Part No.	Description
----------	-------------

1001046	V Seal 108" Long, Tall side: 15/8"
---------	---------------------------------------



Part No.	Description
----------	-------------

1001049	34' x 1/4" x 3/8" Black Foam Tape,
---------	---------------------------------------



Part No.	Description
----------	-------------

1010984	Tadpole Gasket, .50 Bulb, 1" Tail
---------	--------------------------------------



## SINGLE-SKIN BOOTHS

*Flexbuilt, Semi-Downdraft, Concept II, Concept II Cure, Concept Booths, Old SVS series, Crossdraft, Drive Thru*

Part No.
----------

### 1960 - 1990s

Solid-Back Booths	(3) 1001135, (3) 1001136, (1) 1001049
Drive-Thru Booths	(6) 1001135, (6) 1001136, (1) 1001049

Part No.
----------

### 1990s - Present

Solid-Back Booths	(2) 1001135, (3) 1001136, (1) 1001046, (1) SS-9874 (Same as KDS kit)
Drive-Thru Booths	(4) 1001135, (6) 1001136, (1) SS-9688, (1) SS-9874

## INSULATED BOOTHS

*For use on booth panels approximately 2 inches thick. Constructed of two sheets of metal with insulation in between.*

Part No.	Description
----------	-------------

1010752	3/4" x 3/4" Black rubber hollow strip, frontal and access doors. Blowtherm and Concept Cure.
---------	----------------------------------------------------------------------------------------------------



Part No.	Description
----------	-------------

1001854	3/4" x 3/4" Black rubber hollow strip, frontal and access doors. GFS Booths.
---------	------------------------------------------------------------------------------------



Part No.	Description
----------	-------------

1009313	3/4" x 3/4" x 25' Black foam tape. Contains four rolls for re-foaming a 3-door frontal and 1 access door. Older DeVilbiss System 2000, Expert, Performer and Professional Booths.
---------	--------------------------------------------------------------------------------------------------------------------------------------------------------------------------------------------------





# LIGHTING

## T8 LIGHT FIXTURES

GFS offers four- or six-tube T8 light fixtures that work interchangeably with high-output fluorescent or LED lamps.

- Energy-efficient, 32-watt electronic ballasts
- ETL and ETL-C listing
- Class I, Division 2, Groups A-D ratings
- Interlock safety switch
- Enclosed and gasketed construction
- Twist-in lamp holders
- Easy lamp replacement and retrofits
- Template for installation into existing panels
- Optional corner enclosures



Part No.	Tube	Length	Lamp Size/Volt/Watt
1007089	4	4'	T8 / 120-277V / 32W
1007091	6	4'	T8 / 120-277V / 32W
1007097	4	4'	T8 / 120-277V / 32W For Dual-Skin Panels
1007098	6	4'	T8 / 120-277V / 32W For Dual-Skin Panels
1007208	3	3'	T8 / 120V / 32W For AdvanceCure® Units
1007090	4	4'	T8 / 120-277V / 32W Blast Booths Only
1025704	4	4'	T8 / 120-277V / 32W Lamps Included
1025705	6	4'	T8 / 120-277V / 32W Lamps Included

### REPLACEMENT LAMPS

1011130	4'	T8 fixtures, 32W
1014302	3'	for 1007208 fixtures

## T5 LIGHT FIXTURES

GFS offers four- or six-tube inside-access T5 fixtures, designed to fit the smaller diameter of T5 lamps. T5 fixtures and lamps are recommended for enclosures with high ceilings and booths located in areas that reach high temperatures.

- Environmentally responsible when used with low-mercury lamps
- Class I, Division 2, Groups A-D ratings
- Enclosed and gasketed construction
- Interlock safety switch
- Easy lamp replacement and retrofits
- 54-watt ballasts



Part No.	Tube	Length	Lamp Size/Volt/Watt
1007215	4	4'	T5 / 120-277V / 54W
1007216	6	4'	T5 / 120-277V / 54W

### REPLACEMENT LAMP

1011131	4'	T5 fixtures, 54W
---------	----	------------------



## T8 LED LAMPS

T8 LED Lamps are an ideal energy saving choice for shops and businesses. LED Lamps are compatible with linear light fixtures from Global Finishing Solutions® (GFS) including inside access, corner and general purpose light fixtures. When retrofitting LEDs into existing GFS equipment, it's as simple as changing out the tubes.

Part No.	Description
1052766	T8 4' LED Lamp
1032966	T8 3' LED Lamp (AdvanceCure® towers)



# LIGHTING

## EXPLOSION-PROOF LIGHTING

Explosion-proof lighting is recommended for hazardous locations, such as paint booths, shipyards, chemical manufacturers, oil drilling rigs and gas processing plants. Made with factory sealed, cased aluminum and a white finish reflector.

- UL listed for use in paint booths and mix rooms
- UL 844 listed for hazardous locations
- UL 595 listed for outdoor, marine-type lighting (salt water)
- Class I, Division 1, Groups C & D ratings
- Class I, Division 2, Groups A-D ratings
- Class II, Divisions 1 and 2, Groups E-G ratings
- Meets requirements for NFPA 33 and NEC Article 516



Part No.	Tube	Length	Lamp Size/Volt/Watt
1019088	4	4'	T8 / 120-277V/60W
1019444	2	4'	T8 / 120-277V/60W

## FLUORESCENT LIGHTING

Part No.	Tube	Length	Lamp Size/Volt/Watt
1011132	2	4'	T8 / 120V / 32W
1011138	4	4'	T8 / 120-277V / 32W
1011135	2	3'	T8 / 120V / 25W
1011136	4	3'	T8 / 120V / 25W
1011140	4	4'	120V / 32W

## CORNER LIGHT FIXTURES

Part No.	Tube	Length	Lamp Size/Volt/Watt
1007094	4	4'	T8 / 120-277V / 32W
1007095	6	4'	T8 / 120-277V / 32W



## CLASS II, DIVISION 2 FIXTURES

Part No.	Tube	Length	Lamp Size/Volt/Watt
1018924	4	4'	T8 / 120-277V / 32W

## INCANDESCENT FIXTURES

Incandescent fixtures are recommended for use in mix rooms and hazardous materials storage rooms. Angle fixtures can be supported for mounting at the face of a paint booth with a fixture bracket. Incandescent fixtures are Class I, Division 1 listed.



Part No.	Description	
1010574	Ceiling Mount with Dome	150/300W
1010575	Wall Mount with Dome	150/300W
1010579	Ceiling Mount with Angle	150/300W

## HIGH BAY FLUORESCENT LIGHTS

High bay fluorescent lights are specifically designed for general purpose applications and meant to replace metal-halide lighting and T12 light fixtures to improve energy efficiency. GFS high bay lights are ideal for structures such as warehouses, commercial buildings and gymnasiums.

- T5 or T8 lamps
- Six-tube fixtures
- Energy efficient



Part No.	Tube	Length	Lamp Size/Volt/Watt
1019525	6	4'	T5 / 120-277V / 54W

Part No.	High Bay Accessories	Description
1017693	120V, 10'	power cable
1017695	277V, 10'	power cable
1013927	V-Hanger	bracket

Additional lengths are available

## REPLACEMENT GLASS


Part No.	Replacement for:
1007679	Standard Four-Tube Light Fixtures
1007681	Standard Six-Tube Light Fixtures

## LIGHT SEALS

Part No.	Description
1020985	Seals glass to frame
1014886	Seals light fixture to housing

## LIGHT BOOSTING REFLECTOR

Light reflectors can easily be installed behind fluorescent light tubes, boosting the luminosity of fixtures by 20 percent. You can achieve the same level of luminosity with fewer bulbs than our competitors, saving energy and maintenance costs.



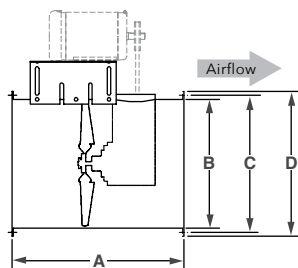
Part No.	Description
1021812	Light Reflector for LABW12-4 and LAB12-4
1022498	Light Reflector for LABW12-6 and LAB12-6

# EXHAUST FANS



## TUBE AXIAL EXHAUST FANS (GFA MODELS)

GFA models of GFS' tube axial fans feature continuously welded housing for an airtight seal. The propellers are non-sparking cast aluminum (Spark C), providing consistent air velocity at higher static pressures. The universal motor plates allow for adjustable belt tensioning. The bearings are of premium air handling quality, self-aligning and have an L10 life of 40,000 hours. The belt guard provides protection from the rotating pulley, per OSHA requirements.



Part No.	A Ring to Ring	B Inside Dim.	C Mounting Bolt	D Outside Dim.
GFA-18	30"	18"	19 1/4"	20 1/2"
GFA-24	30"	24"	25 1/2"	26 7/8"
GFA-30	30"	30"	31 3/4"	33"
GFA-34	30"	34"	35 3/4"	37"
GFA-40	30"	40"	41 3/4"	43"

**Note:** Sound level data given in the fan chart was obtained under laboratory conditions. It is not likely that these results will permit determination of sound power in all site conditions.

Data published in this chart may be used for the following purposes:

- Comparison of fans that are similar in type and size.
- Scaling down fan noise from one size and speed to another size and speed.

Depending on the application, configuration of the apr duct, attention characteristics of material used, and acoustical condition, etc., the reduction in dB will vary.

Model # (Less Motor)	HP	Fan Speed Range		Static Pressure Rating (in. w.c.) (at an elevation of 0 ft)							dBA 5ft, Q=2
		Min	Max	Free Air	0.25	0.375	0.5	0.75	1	1.25	
Volumetric Flow Range (ft <sup>3</sup> / min)											
Model No. (Less Motor)	HP	RPM	Free Air	0.25"	0.375"	0.5"	0.75"	1.0"	1.25"	1.5"	dBA
<b>18" Tube Axial Fan</b>											
1007683	1/3	1228-1332	2610-2831	1304-1608	--	--	--	--	--	--	72 - 74
1007684	1/2	1437-1541	3054-3275	1940-2282	1430-1703	--	--	--	--	--	76 - 78
1007685	3/4	1437-1854	3054-3941	1940-3326	1430-2686	1618*-2187	--	--	--	--	76 - 82
1007686	1	1593-2116	3386-4498	2461-4081	1857-3570	1748*-3021	1700*-2231	--	--	--	78 - 85
1007687	2	2116-2638	4498-5607	4081-5273	3570-5106	3021-4754	2231-3851	2833*-3140	--	--	85 - 90
<b>24" Tube Axial Fan</b>											
1007688	1	1437-1541	5691-6102	5142-5610	4796-5288	4353-4966	3866*	--	--	--	82 - 84
1007689	2	1593-2011	6308-7964	5842-7669	5531-7422	5334-7175	4225-6681	4621*-6019	4294*-5141	--	85 - 90
1007690	3	1802-2220	7136-8791	6763-8550	6487-8340	6212-8116	5601-7669	4621-7221	4294*-6545	--	88 - 93
<b>30" Tube Axial Fan</b>											
1007692	2	610-835	7618-10582	5571-9363	4150-8596	5427*-7579	--	--	--	--	77 - 84
1007693	3	700-926	8804-11760	7217-10828	5979-10078	5427*-9377	6959*	--	--	--	80 - 86
1007694	5	971-1197	12379-15357	11469-14617	10810-14211	10131-13725	8322-12615	7898*-11349	8345*-9377	--	87 - 92
<b>34" Tube Axial Fan</b>											
1007695	2	915-1108	11978-14504	10164-13265	8740-12232	9851*-11063	--	--	--	--	84 - 87
1007696	3	979-1236	12816-16180	11248-15069	9943-14392	9851*-13373	11076*	--	--	--	86 - 92
1007697	5	1108-1429	14504-18706	13265-17746	12232-17265	11063-16649	11076*-14878	12835*	--	--	89 - 95
<b>40" Tube Axial Fan</b>											
1007699	5	915-1140	21163-26367	18374-24197	16364-23032	13626-21693	15746*-17392	--	--	--	87 - 93
1007700	7 1/2	937-1242	21672-28726	18974-26734	17189-25738	14424-24553	1665*-21157	--	--	--	88 - 95

*Premium efficient replacement motors, may vary in physical size from Standard efficient motors.*

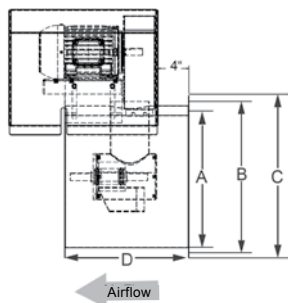
dBA is only an estimate of sound pressure at 5 ft.

\* This represents the lowest possible CFM at a particular static pressure due to instability of the fan curve. The drive sheave cannot be set below a certain RPM for the ratings.

# EXHAUST FANS

## TUBE AXIAL EXHAUST FANS (ATA MODELS)

GFS' tube axial fans are the ideal choice for installations with straight-through airflow in ducted or non-ducted systems. The tube axial fans are designed for commercial and industrial applications in which low to medium air volumes are required at lower pressures. The propellers are non-sparking cast aluminum (Spark C). Units come pre-assembled and include variable-pitch motor sheaves for maximum operating efficiency and on-site adjustment.



Part No.	A Inside Dim.	B Mounting Bolt	C Outside Dim.	D Ring to Ring
ATA-12	12.25	13.50	14.88	18.00
ATA-18	18.25	19.50	21.00	18.00
ATA-24	24.25	25.50	27.13	19.50
ATA-30	30.38	32.00	33.25	22.00
ATA-36	36.38	38.00	39.38	22.00
ATA-42	42.40	44.00	45.50	22.00
ATA-48	48.50	50.00	51.50	24.00

Performance shown is for installation type B: free inlet, ducted outlet. Power rating (BHP) does not include drive losses. Performance ratings do not include the effects of appurtenances in the air stream. This product is certified to bear the AMCA seal for air performance.

Sound pressure range listed is A-weighted at a distance of 5 feet from the fan with a directivity factor of Q=2 (hemispherical radiation) and has been tested per AMCA standard 303. The range covers the minimum and maximum air performance points shown. Lowest sound pressure level is for the lowest airflow rate (CFM) at the lowest static pressure (SP). Highest sound pressure level is for the highest airflow rate (CFM) at the highest static pressure (SP).

Model # (Less Motor)	HP	Fan Speed Range		Static Pressure Rating (in. w.c.) (at an elevation of 0 ft)								dBA 5ft, Q=2
		Min	Max	Free Air	0.25	0.375	0.5	0.75	1	1.25	1.5	
12" Tube Axial												
1029250	3/4	2043	3016	1355 - 1985	1180 - 1885	1075 - 1830	950 - 1770	960* - 1630	1145* - 1460	1085* - 1245	--	65-76
18" Tube Axial												
1029256	1/2	1112	1641	2530 - 3740	1835 - 3325	1715* - 3090	2085* - 2800	--	--	--	--	58-68
1029263	3/4	1260	1860	2875 - 4241	2290 - 3890	1900 - 3685	2135* - 3460	2505* - 2965	--	--	--	61-72
1029270	1	1600	2100	3650 - 4780	3225 - 4480	2975 - 4310	2695 - 4130	2930* - 3730	3260*	--	--	67-73
1029277	2	2015	2545	4585 - 5800	4270 - 5555	4095 - 5420	3900 - 5280	3480* - 4985	2930* - 4665	4250*	3895*	72-79
24" Tube Axial												
1029193	2	1182	1561	6400 - 8740	5635 - 8040	5035 - 7645	4725* - 7215	6250*	--	--	--	66-75
1029200	3	1543	1971	8650 - 11040	7930 - 10495	7525 - 10205	7085 - 9900	6095 - 9240	6035* - 8525	6905* - 7700	--	72-80
30" Tube Axial												
1029207	3	1077	1413	10940 - 14400	9650 - 13435	8860 - 12905	7960 - 12340	8590* - 11085	9500*	--	--	70-84
1029216	5	1358	1672	13775 - 17010	12830 - 16235	12270 - 15810	11670 - 15365	10320 - 14400	8500 - 13340	9445* - 12115	10580*	75-88
36" Tube Axial												
1029222	5	1116	1370	18160 - 22320	16495 - 21000	15505 - 20260	14430 - 19470	11890 - 17735	12515* - 15790	13460*	--	72-81
1029228	7 1/2	1228	1511	20000 - 24740	18500 - 23510	17645 - 22860	16710 - 22175	14660 - 20680	12110 - 19075	13865* - 17240	--	77-83
42" Tube Axial												
1029234	7 1/2	1096	1349	25510 - 31400	23765 - 30020	22780 - 29275	21700 - 28490	19310 - 26765	16060 - 24870	17600* - 22680	19970*	75-87
1029240	10	1158	1454	26885 - 33845	25315 - 32570	24410 - 31895	23415 - 31185	21230 - 29650	18545 - 27960	20265* - 26160	24010*	77-86
48" Tube Axial												
1029245	10	820	1009	32760 - 40370	29790 - 38030	27980 - 36695	26020 - 35255	21665 - 32110	23020* - 28645	24760*	--	81-86


\* - This represents the lowest possible CFM at a particular static pressure due to instability of the fan curve. The drive sheave cannot be set below a certain RPM for the ratings.

Contact GFS for high-performance vane axial and mixed-flow in-line exhaust fan performance data.

# EXHAUST DUCTWORK

## ROOF FLANGES

GFS recommends a custom curb on a roof pitch that exceeds 4-by-12 inches. Roof flanges are not recommended for corrugated metal roofs.



Part No.	Part No.	Diameter
FLAT	PITCHED	
1009115	DU-PRF-10-___-WC	10"
1009117	DU-PRF-12-___-WC	12"
1009120	DU-PRF-18-___-WC	18"
1009124	DU-PRF-24-___-WC	24"
1009130	DU-PRF-30-___-WC	30"
1009132	DU-PRF-34-___-WC	34"
1009134	DU-PRF-36-___-WC	36"
1009136	DU-PRF-40-___-WC	40"
1009012	DU-PRF-42-___-WC	42"
1009014	DU-PRF-48-___-WC	48"

## ELBOWS

Elbows with full-radius throat and pipe diameter design allow for a smooth interior surface. With minimized airflow resistance, turbulence and exhaust air noise management, elbows are superior and can be utilized in most applications. All sizes are constructed from galvanized steel and may require connector rings on each end (sold separately).

Part No.	Part No.	Diameter
45 DEGREES	90 DEGREES	
1013962	1013956	10"
1023072	1013545	12"
1013573	1013548	18"
1013539	1013551	24"
1013523	1013554	30"
1013579	1013557	34"
1013582	1013560	36"
1013585	1013563	40"
1013588	1013566	42"
1013591	1013533	48"



## EXHAUST DUCT

An exhaust duct comes with a straight, 3-foot-long section, with one end corrugated for easy installation. All sizes are constructed from galvanized steel and require some assembly.

Part No.	Diameter
1013937	10"
1009048	12"
1009051	18"
1009053	24"
1009057	30"
1009061	34"
1009063	36"
1009065	40"
1009067	42"
1009069	48"



## SPIRAL DUCT

Sold by the foot, spiral ducts are available in 2- to 8-foot lengths. All sizes are constructed from galvanized steel and require connector rings on each end (sold separately).

Part No.	Diameter
DU-SPP-10	10"
DU-SPP-12	12"
DU-SPP-18	18"
DU-SPP-24	24"
DU-SPP-30	30"
DU-SPP-34	34"
DU-SPP-36	36"
DU-SPP-40	40"
DU-SPP-42	42"
DU-SPP-48	48"



# EXHAUST DUCTWORK

## ACCESS DOORS

An access door is a removable door for inspecting and cleaning ductwork and exhaust fans. The access door price is not included in the duct price, unless indicated.

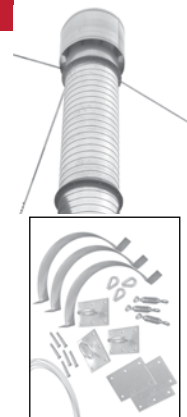
Part No.	Diameter
1008920	12"
1008921	17" to 18"
1008922	22" to 24"
1008923	29" to 32"
1008924	33" to 36"
1008925	37" to 40"
1008926	41" to 44"
1008927	45" to 48"
1009112	12" x 16" For Flat Ductwork



## GUY WIRE KIT

A guy wire kit includes 50 feet of 1/8-inch cable, anchors, turnbuckles and clamps for the installation of three guy wires to an exhaust stack. Connector rings are sold separately.

Part No.	Diameter
1017421	10"
1009015	12"
1009018	18"
1009019	24"
1009022	30"
1009023	34"
1009024	36"
1009025	40"
1009026	42"
1009027	48"



## ROOF VENTILATOR

The roof ventilator provides protection against rain, snow and backdrafts for the exhaust system, paint booth and operator. All sizes are constructed from galvanized steel. Requires some assembly and may require connector rings (sold separately).

Part No.	Diameter
1009078	10"
1009079	12"
1009082	18"
1009087	24"
1009093	30"
1009095	34"
1009097	36"
1009099	40"
1009101	42"
1009103	48"



## CONNECTOR RINGS

Connector rings are used for connecting an exhaust fan to other exhaust system stack components. One connector ring is supplied with fan assemblies.

Part No.	Diameter
1010786	10"
1010787	12"
1010791	18"
1010795	24"
1010798	30"
1010800	34"
1010673	36"
1010675	40"
1010676	42"
1010679	48"



# ELECTRICAL COMPONENTS

## AIR PROVING SWITCH

An air proving switch is an automatic pressure switch that measures air pressure at the exhaust chamber. It is recommended for use with a safety air valve.



Part No.
1011006

## SAFETY AIR VALVE

A three-port, two-position safety air valve prevents spraying with air assist systems when booth exhaust is off. Compressed air between the valve and spray equipment is vented out when the exhaust is shut off. It features a 120-volt coil.



Part No.	Size
1011013	1/2"
1011040	3/4"

## SPRAY GUN INTERLOCK

The spray gun interlock controls the paint booth function from paint mode to energy-saving mode, based on airflow from the spray gun.



Part No.
1010852

## SAFETY SHUT-DOWN

System automatically turns off compressed air to the spray gun when paint accumulation in the exhaust filters reaches a preset load point that prevents proper airflow through the booth. Complies with fire, health and insurance code requirements.



Part No.	Description
1010576	Standard System
1010577	Standard System with Audible Alarm
1010578	Explosion-Proof System

## GUN HANGER SWITCH

An energy-saving feature, the gun hanger switch triggers the VFD to slow down the fan when the spray gun is placed on the hook, and return the fan to full speed when it is removed from the hook. The gun hanger switch is explosion-proof, and is Class I, Division 2 listed.



Part No.
1010581

## MAGNAHELIC GAUGE

A magnahelic gauge indicates when the cabin of a paint booth is balanced and ready for spraying. The gauge must be calibrated prior to use.



Part No.
1007782

## MANOMETER/DRAFT GAUGE

A manometer measures static pressure resistance, indicating when paint arrestors or air intake filters are sufficiently loaded and need replacement.



Part No.
1011003



# ELECTRICAL COMPONENTS

## EXPLOSION-PROOF START/STOP

An explosion-proof start/stop is to be used with motor starters. It is a heavy-duty, front-operated button that can be mounted directly onto a paint booth.



Part No.  
1012020

## GENERAL PURPOSE START/STOP

A general purpose start/stop is to be used with motor starters. NEMA Type 1 with NO-NC contacts, it must be mounted in a non-hazardous location.



Part No.  
1012019

## PNEUMATIC START/STOP

A pneumatic start/stop activates a pneumatic-electric interface, turning an exhaust fan on and off. A non-sparking pneumatic switch is located inside a paint booth, allowing the operator to enter and leave the booth with the exhaust fan turned off and preventing dirty, unfiltered air from entering the paint area.



Part No.  
1010608

## EXPLOSION-PROOF LIGHT SWITCH

An explosion-proof light switch is to be used with lights in hazardous locations. With a front-operated on/off switch, it is capable of handling a 1400W-AC power supply.



Part No.  
1010606

## GENERAL PURPOSE LIGHT SWITCH

A general purpose light switch is to be used with lights in non-hazardous locations. With an on/off switch, it is capable of handling a 1400W-AC power supply.



Part No.  
1010607

## EXPLOSION-PROOF LIMIT SWITCH

An explosion-proof limit switch is an electronically operated switch that shuts down painting operations when a paint booth's doors are opened, designed for environments with a risk of explosion or fire from sparks. The explosion-proof limit switch is Class I, Division 1 listed.



Part No.  
1011010

## STANDARD LIMIT SWITCH

A standard limit switch is an electronically operated switch that shuts down painting operations when a paint booth's doors are opened, designed for general use applications. The standard limit switch is Class I, Division 2 listed.



Part No.  
1022857

## ROLL-UP DOOR SWITCH

Part No.  
1012029  
1012030

## VARIABLE FREQUENCY DRIVE (VFD)

VFDs automatically adjust fan motor speeds based on actual airflow conditions and maintain an air balance within the paint booth, preventing paint fumes from escaping and dust from entering. VFDs also provide optimum air pressure, consistent exhaust and consistent temperature.

### Benefits:

- Decreased energy cost
- Improved process control
- Increased transfer efficiency
- Controlled overspray directly into filtration systems
- Controlled, exhausted VOCs from the workplace
- Extended dry filter usage, up to 50 percent
- Cleaner system and paint finishes



Contact GFS for specific VFD needs.



# PAINT BOOTH ACCESSORIES

## BOOTHBOX 2™

The BoothBox 2 is a magnetic, double-compartment cabinet and double spray gun holder, designed for the interior of paint booths. With the BoothBox 2, you can store commonly used supplies – tape, gloves, tack cloth – within arm’s reach, enabling you to increase productivity while eliminating time-consuming trips in and out of the booth.



Part No.	Description	Ship Weight
1011508	15" x 14" x 6 1/2"	14 lbs

## 4 GUNHANGER™

The 4 GunHanger is a magnetic, four-position spray gun holder for paint booths, prep areas or mix rooms. The 4 GunHanger is also equipped with a hook for storing spray guns, tape and other supplies, allowing you to avoid clutter and keep objects off the floor.



Part No.	Description	Ship Weight
1011516	7 1/2" x 18 3/4" x 7"	7 lbs

## BOOTHBOX MINI™

The BoothBox Mini is a magnetic, single-compartment cabinet and double spray gun holder, designed for the interior of paint booths. With the BoothBox Mini, you can keep commonly used supplies – tape, gloves, tack cloth – close at hand, enabling you to increase productivity while eliminating time-consuming trips in and out of the booth.



Part No.	Description	Ship Weight
1011512	14" x 7 1/4" x 6"	9 lbs

## HOSE & GUNHANGER™

The Hose & GunHanger is a double spray gun holder and air hose hanger, designed for paint booths, prep areas or mix rooms. It comes equipped with a hook for storing tape and other supplies.



Part No.	Description	Ship Weight
1011518	7 1/2" x 18 3/4" x 7"	7 lbs

## BOOTH SHELF WM™

The Booth Shelf WM is a combination of a magnetic, three-position spray gun holder and a vented working shelf. It can be used in a paint booth, prep area or mix room to hold spray guns, tape, tack cloth and other supplies.



Part No.	Description	Ship Weight
1011514	14" x 10" x 8 1/2"	8 lbs

## GRATE LIFTING TOOL

Replacing exhaust filters in a downdraft paint booth is easy with GFS' exclusive grate lifting tool. This handy tool does the heavy lifting for you, picking up exhaust pit grates so you can quickly change filters without straining your back or pinching your fingers between grates.

## SINGLE GUNHANGER™

The Single GunHanger is a magnetic spray gun holder designed to hold all types of spray guns and most types of air tools. A soft edge guard eliminates scratching of the spray gun or gun cup.



Part No.	Description	Ship Weight
1011510	3" x 5"	2 lbs

Part No.	Load Capacity
1022882	260 pounds max. load



# PAINT BOOTH PROTECTION

## BOOTH SHIELD®

Whether you want to protect your paint booth's walls, windows, lights or floor, the Booth Shield line from GFS has the right product for you. Booth Shield provides superior protection and creates a safer spraying environment. Coatings can be applied quickly and removed easily, without damaging the underlying substrate. Once dry, floor and wall coatings stand up to heavy use, including foot and vehicle traffic.



Part No.	Description	Coverage
<b>1 GALLON CONTAINERS</b>		
1036904	Peelable White Wall, Water Base	77 sq. ft. coverage
1036905	Peelable White Floor, Solvent Base	25 sq. ft. coverage
1036907	Translucent Water Base	167 sq. ft. coverage
1036906	Translucent Wall Prep, Water Base	385 sq. ft. coverage
1033524	Translucent Floor, Water Base	314 sq. ft. coverage

### 5 GALLON CONTAINERS

1046354	Peelable White Solvent Base	225 sq. ft. coverage
1046361	Peelable White Floor, Solvent Base	125 sq. ft. coverage
1046351	Peelable White Wall, Water Base	385 sq. ft. coverage
1056637	Translucent Water Base	835 sq. ft. coverage
1046355	Translucent Wall Prep, Water Base	1,925 sq. ft. coverage

## DIRT TRACK MATS

Prevent contaminants from entering your paint booth with DirtTrack mats. Position the multi-layered, adhesive mat in front of product or personnel doors to trap dirt and dust from shoes or tires. Once a sheet becomes soiled, it simply can be peeled off and discarded, leaving a fresh mat in its place.



Part No.	Description
1035254	24" x 30"
1035255	36" x 60"

## PIG GRIPPY MAT PROTECTIVE FLOOR COVERING

A unique, adhesive floor covering for paint booths, the PIG® Grippy Mat protects the booth floor, while also trapping overspray, dirt, dust and particles for better quality paint finishes and a safe, bright working environment.

Part No.	Description
1054092	32" x 150' Roll
1054091	32" x 100' Roll
1054090	32" x 50' Roll
1054401	3' X 5' Mix Room Mat
1054109	Installation Board & Safety Knife

## LIGHT FIXTURE LENS PROTECTOR

Protect your light fixtures from overspray and darkening with Light Fixture Lens Protectors from GFS. This clear, cling-on plastic film has a 2-millimeter thickness and is easy to apply and replace. Rolls are available in three widths and provide a crystal-clear protective coating, again and again.



Part No.	Description
1011214	18" x 100' roll
1011121	12" x 100' roll
1011122	Dispenser

## BOOTH PAPER

Booth Paper provides a clean, easily replaceable, fire-retardant lining for your paint booth's walls and floors. Rolls of Booth Paper are available in varying widths to efficiently cover your booth and protect the surface from paint and contaminant buildup, while the exposed surface prevents the migration of dust and overspray.



Part No.	Description
1031284	36" x 300'
1031283	48" x 300'
1031282	60" x 300'
1056424	72" x 300'

# MOBILE IR CURING



**Faster Repairs. Better Results.**

Improve your paint shop efficiency without having to overhaul your space with REVO Accelerated Curing Systems from GFS. The revolutionary technology cures filler and coatings quickly from the inside out, offering the fastest curing time in the industry for both prep and paint processes.

Every shop can benefit from speeding up their body department. The mobile models of REVO Systems are specifically designed to increase throughput during body repair, primer and prep. The result is getting more cars to your paint department each day. With lower price points and easy integration into your shop, mobile REVO units can start saving you time and money immediately.



## REVO RAPID MC2

### THE ULTIMATE TOOL FOR PAINT AND PREP

Quickly cure filler and coatings with the REVO Rapid MC2. This compact mobile unit is a two-cassette system designed for full panel repairs or body shops with space restrictions. REVO Rapid MC2 is perfect for smaller, quick repair jobs of one to two panels, and can reach any part of a vehicle. Safely and efficiently cure coatings on two different panels simultaneously, while maintaining the correct temperature.



Part No.	Description
1023592	REVO Mobile Unit, 230V
1037882	REVO Mobile Unit, 480V

# MOBILE IR CURING



## REVO HANDHELD

### THE ULTIMATE TOOL FOR BODY REPAIRS

Rapidly cure filler and coatings in three minutes or less with the REVO Handheld. This powerful, lightweight tool is ideal for fast plastic repairs, but can also be used in every step of the repair process. With the REVO Handheld, you can repair small areas, soften glass seals, heat aluminum to repair aluminum-body vehicles, as well as remove dents, emblems, vinyl graphics and adhesives.



Part No.	Description
1055332	REVO Handheld, 110V ETL Listed



## REVO SPOT

### THE ULTIMATE TOOL FOR PRIMER AND FILLER

Significantly reduce primer cure time with the REVO Spot. This impressive tool is the ideal solution to quickly cure small, 3-by-3-foot areas. Available on a rolling cart, the single-cassette REVO Spot can be effortlessly moved into any paint booth, prep station or virtually any area in a shop. In addition to curing body filler, as well as spray-on and roll-on primer, this unit is well suited for applications like aluminum repair, bumper repair and dent removal.



Part No.	Description
1051735	REVO Spot Unit, 220V, ETL Listed

# ACCESSORIES NOTES

---

---

---

---

---

---

---

---

---

---

---

---

---

---

---

---

---

---

---

---

---

---

---

---

globalfinishing.com

800-848-8738 • parts@globalfinishing.com

© 2023 Global Finishing Solutions®. All Rights Reserved. Rev.08022023



**GLOBAL  
FINISHING  
SOLUTIONS**