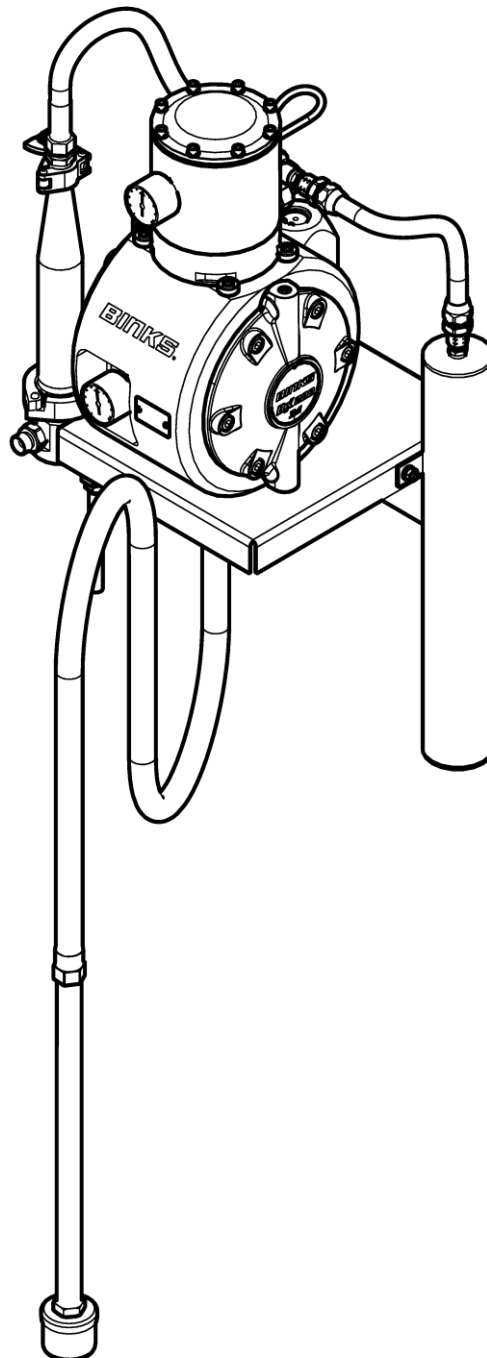


## DX200-3 3:1

### Pump Packages

DX200-3SXX-WX Wall

DX200-3SXX-CX Cart



**Product Description / Object of Declaration:** Diaphragm Pumps - DX70, DX200, DX200-3 Bare pump and packages

**EN**

**This Product is designed for use with:** Solvent and Water based Materials

**Suitable for use in hazardous area:** Zone 1

**Protection Level:** II 2 G c X IIB T4

**Notified body details and role:** Element Materials Technology (0891)  
Lodging of Technical file

**This Declaration of conformity / incorporation is issued under the sole responsibility of the manufacturer:** Finishing Brands UK Ltd,  
Ringwood Road,  
Bournemouth, BH11 9LH. UK

## EU Declaration of Conformity



**The object of the declaration described above is in conformity with the relevant Union harmonisation legislation:**

Machinery Directive 2006/42/EC

ATEX Directive 2014/34/EU

by complying with the following statutory documents and harmonized standards:

EN ISO 12100:2010 Safety of Machinery - General Principles for Design

EN 12621:+A1:2010 Machinery for the supply and circulation of coating materials under pressure - Safety requirements

EN1127-1:2011 Explosive atmospheres - Explosion prevention - Basic concepts

EN 13463-1:2009 Non electrical equipment for use in potentially explosive atmospheres - Basic methods and requirements



EN 13463-5:2011 Non electrical equipment for use in potentially explosive atmospheres - Protection by constructional safety

Providing all conditions of safe use / installation stated within the product manuals have been complied with and also installed in accordance with any applicable local codes of practice.

Signed for and on behalf of Finishing Brands  
UK Ltd:


D Smith  
20/4/16

Director of Sales (EMEA)  
Bournemouth, BH11 9LH, UK

 <b>WARNING</b>	 <b>CAUTION</b>	<b>NOTE</b>
Hazards or unsafe practices which could result in severe personal injury, death or substantial property damage.	Hazards or unsafe practices which could result in minor personal injury, product or property damage	Important installation, operation or maintenance information.

 **WARNING**

Read the following warnings before using this equipment.



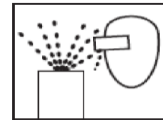
**READ THE MANUAL.** Before operating finishing equipment, read and understand all safety, operation and maintenance information provided in the operation manual.



**AUTOMATIC EQUIPMENT.** Automatic equipment may start suddenly without warning.



**WEAR SAFETY GLASSES.** Failure to wear safety glasses with side shields could result in serious eye injury or blindness.



**PROJECTILE HAZARD.** You may be injured by venting liquids or gases that are released under pressure, or flying debris.



**DE-ENERGIZE, DE-PRESSURISE, DISCONNECT AND LOCK OUT ALL POWER SOURCES DURING MAINTENANCE.** Failure to de-energize, disconnect and lock out all power supplies before performing equipment maintenance could cause serious injury or death.



**KNOW WHERE AND HOW TO SHUT OFF THE EQUIPMENT IN CASE OF AN EMERGENCY.**



**NOISE LEVELS.** The A-weighted sound level of pumping and spray equipment may exceed 85 dB(A) depending on equipment settings. Actual noise levels are available on request. It is recommended that ear protection is worn at all times while equipment is in use.



**PRESSURE RELIEF PROCEDURE.** Always follow the pressure relief procedure in the equipment instruction manual.



**INSPECT THE EQUIPMENT DAILY.** Inspect the equipment for worn or broken parts on a daily basis. Do not operate the equipment if you are uncertain about its condition.



**OPERATOR TRAINING.** All personnel must be trained before operating finishing equipment.



**EQUIPMENT MISUSE HAZARD.** Equipment misuse can cause the equipment to rupture, malfunction or start unexpectedly and result in serious injury.



**PACEMAKER WARNING.** You are in the presence of magnetic fields which may interfere with the operation of certain pacemakers.



**HIGH PRESSURE CONSIDERATION.** High pressure can cause serious injury. Relieve all pressure before servicing. Spray from the gun, hose leaks or ruptured components can inject fluid into your body and cause extremely serious injury.



**KEEP EQUIPMENT GUARDS IN PLACE.** Do not operate the equipment if the safety devices have been removed.



**STATIC CHARGE.** Fluid may develop a static charge that must be dissipated through proper grounding of the equipment, objects to be sprayed and all other electrically conductive objects in the dispensing area. Improper grounding or sparks can cause a hazardous condition and result in fire, explosion or electric shock and other serious injury.



**NEVER MODIFY THE EQUIPMENT.** Do not modify the equipment unless the manufacturer provides written approval.

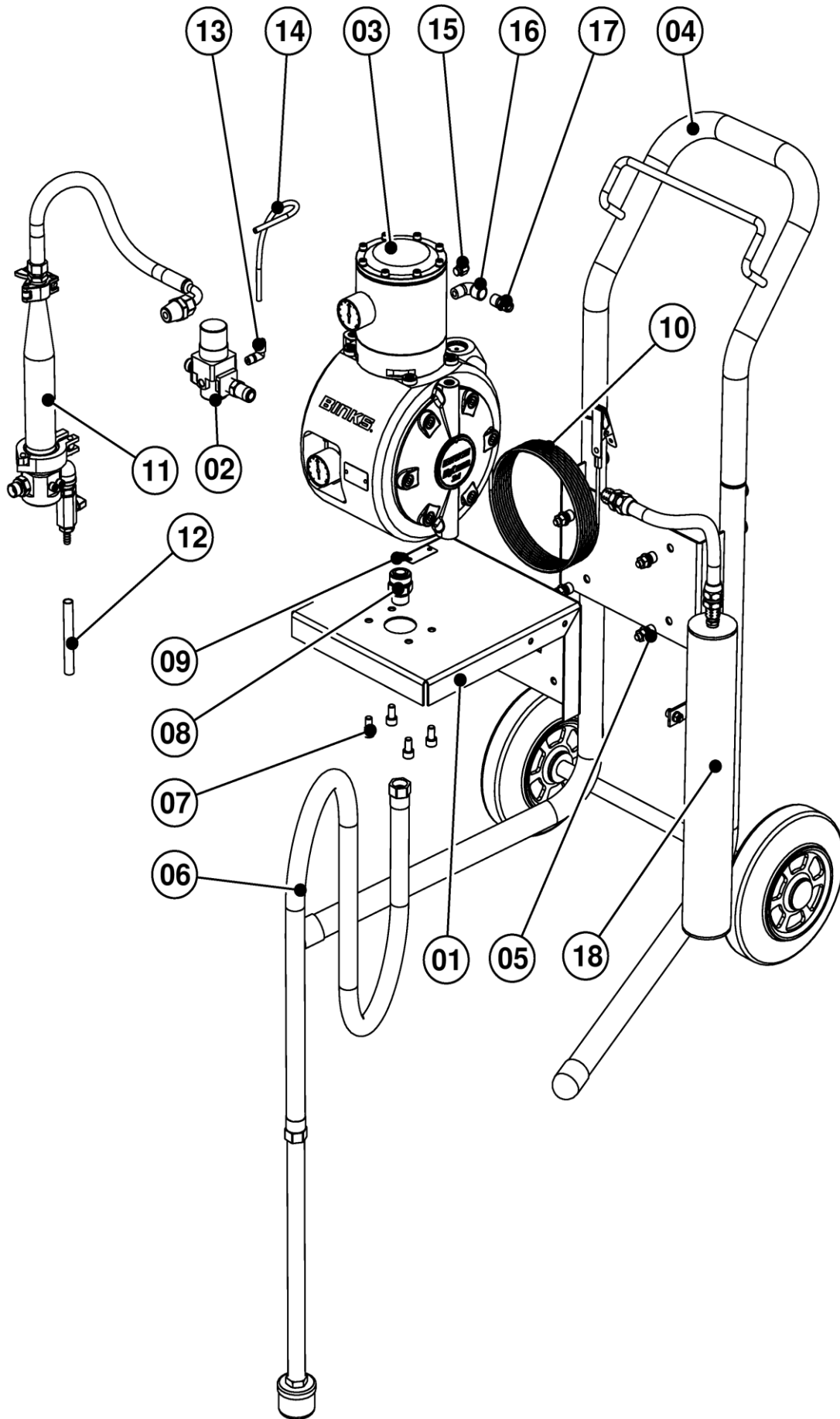


**PROP 65 WARNING.** WARNING: This product contains chemicals known to the state of California to cause cancer and birth defects or other reproductive harm.



**PINCH POINT HAZARD.** Moving parts can crush and cut. Pinch points are any areas where there are moving parts.

**IT IS THE RESPONSIBILITY OF THE EMPLOYER TO PROVIDE THIS INFORMATION TO THE OPERATOR OF THE EQUIPMENT.**

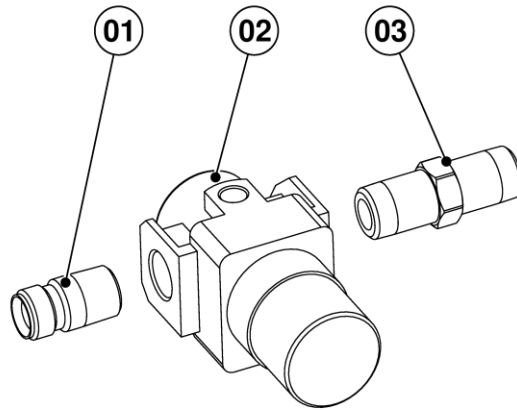


**Cart & Wall Mounted Pumps****EN**

<b>Item</b>	<b>Part number</b>	<b>Description</b>	<b>See figure</b>
1	DVX-352	Wall bracket	-
2	DXA-AC1-200-3	Air controls	F1
3	DX200-3SN	Non-Regulated bare pump	-
	DX200-3SM	Manual Regulated bare pump	-
	DX200-3SP	Active Surge Chamber bare pump	-
4	0115-010186	Cart	-
5	DXK-101	Screw kit	-
6	DXA-S25-13S-ME15	Suction hose	F2
7	DXK-106	Screw kit	-
8	DXK-233	1/2" Male inlet connector kit, with seals	-
9	DXK-230	Seal - pack of 4	-
10	0114-011798	4m Grounding cable	-
11	DXA-F6ME100-200-3	Filter assembly	F3
12	0110-009103	Ø10mm Hose	-
13	Refer to manual 77-3218	Active Surge Chamber Elbow Fitting	-
14		Active Surge Chamber Air Hose	-
15		Active Surge Chamber Connector	-
16		Active Surge Chamber Connector	-
17		Active Surge Chamber Connector	-
18		Active Surge Chamber Reservoir	-

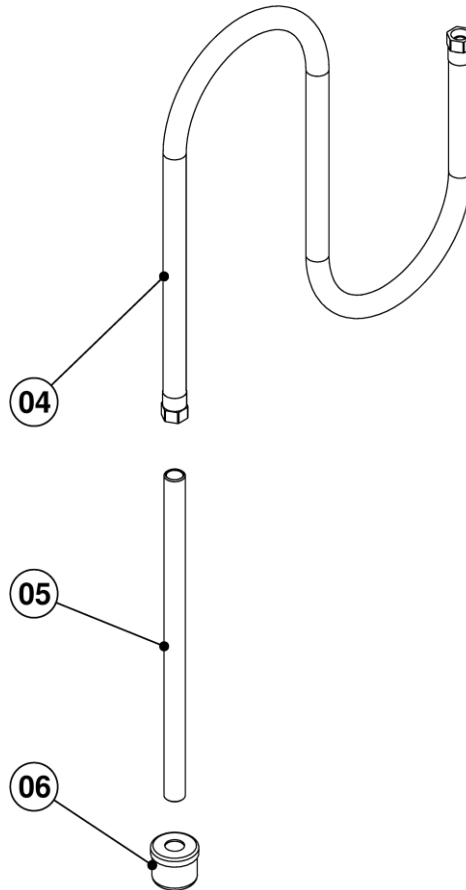
**F1**

**DXA-AC1-200-3**



**F2**

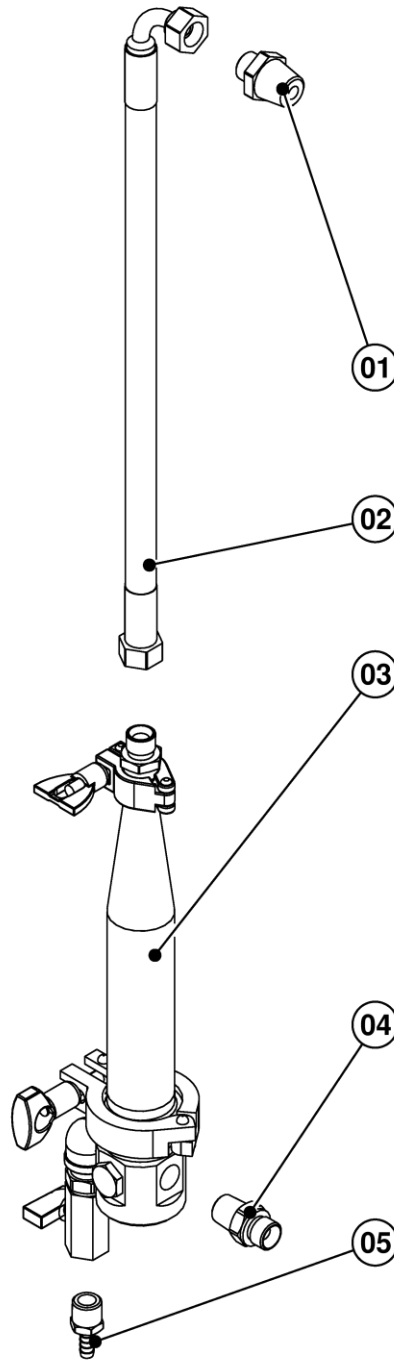
**DXA-S25-S13-ME15**



Item	Part number	Description
1	180584	Nipple
2	DVX-353	Regulator
3	DVX-354	Nipple
4	DVX-246	Suction hose
5	0115-010697	Suction Tube
6	0115-010704	Strainer 1300µm/15 mesh

**F3**

**DXA-F6ME100-200-3**



Item	Part number	Description
1	DVX-358	Nipple
2	DVX-360	Filter feed hose
3	107925	Filter assembly
4	DVX-355	Nipple
5	DVX-357	Hose Nipple

**Package**  
**Part numbers**

<b>DX200-3</b>	<b>S</b>	<b>N</b>	<b>1</b>	<b>-</b>	<b>W</b>	<b>F</b>
----------------	----------	----------	----------	----------	----------	----------

**Pump Body Material**

<b>S</b>	Stainless Steel
----------	-----------------

**Outlet Type**

<b>M</b>	Manual Fluid Regulator
<b>N</b>	1/2" Female Connector
<b>P</b>	Pulsation Chamber

**Air Regulators**

<b>1</b>	1 Regulator
----------	-------------

**Options**

<b>-</b>	No Option
<b>F</b>	Filter

**Mounting Type**

<b>C</b>	Cart
<b>W</b>	Wall



**NOTE**

NOTE

NOTE

## **WARRANTY POLICY**

Binks products are covered by Carlisle Fluid Technologies five year materials and workmanship limited warranty. The use of any parts or accessories, from a source other than Carlisle Fluid Technologies, will void all warranties. For specific warranty information please contact the closest Carlisle Fluid Technologies location listed below.

Carlisle Fluid Technologies reserves the right to modify equipment specifications without prior notice. DeVilbiss®, Ransburg®, MS®, BGK® and Binks® are registered trademarks of Carlisle Fluid Technologies, Inc.

© 2016 Carlisle Fluid Technologies, Inc.

All rights reserved.



Binks is part of Carlisle Fluid Technologies, a global leader in innovative finishing technologies. For technical assistance or to locate an authorized distributor, contact one of our international sales and customer support locations below.

### **USA/Canada**

www.binks.com  
info@carlisleleft.com  
Toll Free Tel: 1-800-992-4657  
Toll Free Fax: 1-888-246-5732

### **Mexico**

www.carlisleleft.com.mx  
ventas@carlisleleft.com.mx  
Tel: 011 52 55 5321 2300  
Fax: 011 52 55 5310 4790

### **Brazil**

www.devilbiss.com.br  
vendas@carlisleleft.com.br  
Tel: +55 11 5641 2776  
Fax: +55 11 5641 1256

### **United Kingdom**

www.carlisleleft.eu  
info@carlisleleft.eu  
Tel: +44 (0)1202 571 111  
Fax: +44 (0)1202 573 488

### **France**

www.carlisleleft.eu  
info@carlisleleft.eu  
Tel: +33(0)475 75 27 00  
Fax: +33(0)475 75 27 59

### **Germany**

www.carlisleleft.eu  
info@carlisleleft.eu  
Tel: +49 (0) 6074 403 1  
Fax: +49 (0) 6074 403 281

### **China**

www.carlisleleft.com.cn  
mkt@carlisleleft.com.cn  
Tel: +8621-3373 0108  
Fax: +8621-3373 0308

### **Japan**

www.ransburg.co.jp  
overseas-sales@carlisleleft.co.jp  
Tel: 081 45 785 6421  
Fax: 081 45 785 6517

### **Australia**

www.carlisleleft.com.au  
sales@carlisleleft.com.au  
Tel: +61 (0) 2 8525 7555  
Fax: +61 (0) 2 8525 7575

