


NEW!



AAI600M & AA4400M Air Assist Airless Spray Guns

Flat Tip, Fine Finish Tip, or Twist Tip Options



ADJUSTABLE SPRAY PATTERN • LARGE TIP SELECTION • ERGONOMIC GRIP

*New design provides comfort for the operator,
a superior quality finish, and maximum efficiency*

AA1600M & AA4400M Air Assist Airless Spray Guns

COMPLETELY NEW! The Binks Air Assist Airless spray guns are designed to maximize quality, increase production, reduce downtime, and be environmentally responsible, while providing the fit and feel that operators demand. Here is what our customers have to say:


- A heavy industrial user of the AA4400M was able to go from using two guns to spray a metal surface, to using the same gun for both the inner and outer surfaces, while improving the finish quality on both surfaces.
- A cabinet manufacturer using the AA1600M states, "This gun has easy handling with a great spray pattern. Our quality has improved."
- Another customer responds, "We like the comfort of the trigger."

The Binks Air Assist Airless gun's all new air caps provide a softer spray with a more even particle distribution for the optimum finish. The guns allow variance of the spray pattern without changing the spray tip. This keeps production running when part sizes change. It also saves coating and cleanup by reducing overspray. Needles, packings, and triggers are all designed for quick removal and assembly, minimizing maintenance time. An all new handle gives the spray gun balance. Combined with a 25% reduction in trigger pull, the comfort of this gun can't be beat!



Adjustable Spray Pattern

Fine, uniform atomization can be adjusted up to 40% to reduce overspray and waste.




- Easy to remove "IN-LINE" needle reduces repair time
- One tool trigger removal speeds up assembly and disassembly
- Adjustable packing can be tightened without disassembly
- Light weight gun and ergonomic handle reduce operator stress and fatigue
- Anodized Aluminum Air Caps resist corrosion
- HVLP or LVMP Technologies provide a wider choice of spray options
- Unique Twist Tip option quickly & easily removes clogs

To change from flat tip to twist tip, you must:


1. Replace Fluid Seat, Air Cap & Tip Guard
2. Add a Twist Tip brace

HVLP Flat / Fine Finish Tip Parts




1. Flat Tip Guard (54-5794)
2. Flat Tip Air Cap (54-5795-K)
3. Flat Tip (114-xxxxx)
4. UHMW Seat (54-5811-K); Tungsten Carbide Seat (54-5799-K)

3 Different Tip Options Available:



HVLP Twist Tip Parts



5. Twist Tip Guard
6. Twist Tip (9-xxx-75)
7. Twist Tip Air Cap
8. Twist Tip Brace
9. UHMW Seat (54-5833-K); Tungsten Carbide Seat (54-5832-K)



**An Air Assist Airless Gun
for all your applications!**

- **AA1600M with UHMW Seat:**
Ideal for wood, metal, truck and bus, or aerospace
- **AA4400M with Tungsten Carbide Seat:**
For high viscosity fluids and heavy industrial applications

Tool Specifications

	AA1600M	AA4400M
Maximum Fluid Pressure	1600 psi / 110 bar	4400 psi / 303 bar
Maximum Air Pressure	100 psi / 6.8 bar	100 psi / 6.8 bar
Gun Body	Forged Aluminum	Forged Aluminum
Fluid Path	Stainless Steel / UHMW / Tungsten Carbide	Stainless Steel / Tungsten Carbide
Seat	UHMW (standard) / Tungsten Carbide (optional)	Tungsten Carbide
Fluid Inlet	¼ NPS(m) Thread	¼ NPS(m) Thread
Air Inlet	¼ NPS(m) Thread	¼ NPS(m) Thread
Gun Weight <i>(without Tip, Aircap, Guard)</i>	17.28oz / 490g	17.42oz / 494g
Part Sheet	77-2921	77-2922

AA1600M HVLV Air Assist Airless Spray Guns



1600 psi maximum pressure

Wood, General Metal, Truck and Bus, Aerospace Applications

Gun Assembly	Order Number
Flat Tip (No tip)	0909-1600-HF0000
Flat Tip (114-01310 tip)	0909-1600-HF1310
Flat Tip (114-01510 tip)	0909-1600-HF1510
Flat Tip (114-01514 tip)	0909-1600-HF1514
Twist Tip (No tip)	0909-1600-HT0000
Twist Tip (9-613-75 tip)	0909-1600-HT0613
Twist Tip (9-615-75 tip)	0909-1600-HT0615
Twist Tip (9-715-75 tip)	0909-1600-HT0715

HVLV Test Caps: 54-5836-K (Flat tip), 54-5837-K (Twist tip)

AA4400M Air Assist Airless Spray Guns



4400 psi maximum pressure

Heavy Industrial Applications

Gun Assembly	Order Number
HVLV Flat Tip (No tip)	0909-4400-HF0000
LVMP Flat Tip (No tip)	0909-4400-LF0000
HVLV Twist Tip (No tip)	0909-4400-HT0000
LVMP Twist Tip (No tip)	0909-4400-LT0000

HVLV Test Caps: 54-5836-K (Flat tip), 54-5837-K (Twist tip)

Standard Flat Tip Selection



Our premium tips for a uniform pattern.

For additional parts, refer to service bulletins 77-2921 & 77-2922.

Part No.	Description	Orifice	Fan Width (In.)	GPM Capacity @500 PSI Water
114-00702	TIP ASSEMBLY	.007	2	.028
114-00704	TIP ASSEMBLY	.007	4	.028
114-00706	TIP ASSEMBLY	.007	6	.028
114-00708	TIP ASSEMBLY	.007	8	.028
114-00902	TIP ASSEMBLY	.009	2	.039
114-00906	TIP ASSEMBLY	.009	6	.039
114-00908	TIP ASSEMBLY	.009	8	.039
114-00910	TIP ASSEMBLY	.009	10	.039
114-00912	TIP ASSEMBLY	.009	12	.039
114-01104	TIP ASSEMBLY	.011	4	.060
114-01106	TIP ASSEMBLY	.011	6	.060
114-01108	TIP ASSEMBLY	.011	8	.060
114-01110	TIP ASSEMBLY	.011	10	.060
114-01112	TIP ASSEMBLY	.011	12	.060
114-01114	TIP ASSEMBLY	.011	14	.060
114-01304	TIP ASSEMBLY	.013	4	.090
114-01306	TIP ASSEMBLY	.013	6	.090
114-01308	TIP ASSEMBLY	.013	8	.090
114-01310	TIP ASSEMBLY	.013	10	.090
114-01312	TIP ASSEMBLY	.013	12	.090


Part No.	Description	Orifice	Fan Width (In.)	GPM Capacity @500 PSI Water
114-01314	TIP ASSEMBLY	.013	14	.090
114-01316	TIP ASSEMBLY	.013	16	.090
114-01506	TIP ASSEMBLY	.015	6	.120
114-01508	TIP ASSEMBLY	.015	8	.120
114-01510	TIP ASSEMBLY	.015	10	.120
114-01512	TIP ASSEMBLY	.015	12	.120
114-01514	TIP ASSEMBLY	.015	14	.120
114-01516	TIP ASSEMBLY	.015	16	.120
114-01518	TIP ASSEMBLY	.015	18	.120
114-01706	TIP ASSEMBLY	.017	6	.160
114-01708	TIP ASSEMBLY	.017	8	.160
114-01710	TIP ASSEMBLY	.017	10	.160
114-01712	TIP ASSEMBLY	.017	12	.160
114-01714	TIP ASSEMBLY	.017	14	.160
114-01716	TIP ASSEMBLY	.017	16	.160
114-01718	TIP ASSEMBLY	.017	18	.160
114-01906	TIP ASSEMBLY	.019	6	.190
114-01908	TIP ASSEMBLY	.019	8	.190
114-01910	TIP ASSEMBLY	.019	10	.190
114-01912	TIP ASSEMBLY	.019	12	.190

Part No.	Description	Orifice	Fan Width (In.)	GPM Capacity @500 PSI Water
114-01914	TIP ASSEMBLY	.019	14	.190
114-01916	TIP ASSEMBLY	.019	16	.190
114-01918	TIP ASSEMBLY	.019	18	.190
114-02110	TIP ASSEMBLY	.021	10	.240
114-02112	TIP ASSEMBLY	.021	12	.240
114-02114	TIP ASSEMBLY	.021	14	.240
114-02116	TIP ASSEMBLY	.021	16	.240
114-02118	TIP ASSEMBLY	.021	18	.240
114-02410	TIP ASSEMBLY	.024	10	.310
114-02412	TIP ASSEMBLY	.024	12	.310
114-02414	TIP ASSEMBLY	.024	14	.310
114-02416	TIP ASSEMBLY	.024	16	.310
114-02418	TIP ASSEMBLY	.024	18	.310
114-02710	TIP ASSEMBLY	.027	10	.385
114-02712	TIP ASSEMBLY	.027	12	.385
114-02714	TIP ASSEMBLY	.027	14	.385
114-02716	TIP ASSEMBLY	.027	16	.385
114-02718	TIP ASSEMBLY	.027	18	.385

Fan width based on 1000 PSI with water 12" from surface. Actual results may vary, depending on material viscosity.

Twist Tip Selection

When converting from flat tip to twist tip, increase pattern size by 2" and use air adjustment to turn down to original size.



Turns to remove clogs quickly & easily.

Part No.	Description	Orifice	Fan Width (In.)	GPM Capacity @2200 PSI
9-307-75	TWIST TIP	.007	6	.050
9-309-75	TWIST TIP	.009	6	.090
9-409-75	TWIST TIP	.009	8	.090
9-509-75	TWIST TIP	.009	10	.090
9-311-75	TWIST TIP	.011	6	.120
9-411-75	TWIST TIP	.011	8	.120
9-511-75	TWIST TIP	.011	10	.120
9-611-75	TWIST TIP	.011	12	.120
9-313-75	TWIST TIP	.013	6	.180
9-413-75	TWIST TIP	.013	8	.180
9-513-75	TWIST TIP	.013	10	.180
9-613-75	TWIST TIP	.013	12	.180
9-713-75	TWIST TIP	.013	14	.180
9-315-75	TWIST TIP	.015	6	.240
9-415-75	TWIST TIP	.015	8	.240
9-515-75	TWIST TIP	.015	10	.240
9-615-75	TWIST TIP	.015	12	.240
9-715-75	TWIST TIP	.015	14	.240
9-417-75	TWIST TIP	.017	8	.310
9-517-75	TWIST TIP	.017	10	.310
9-617-75	TWIST TIP	.017	12	.310
9-717-75	TWIST TIP	.017	14	.310
9-419-75	TWIST TIP	.019	8	.380
9-519-75	TWIST TIP	.019	10	.380
9-619-75	TWIST TIP	.019	12	.380
9-521-75	TWIST TIP	.021	10	.470
9-621-75	TWIST TIP	.021	12	.470
9-523-75	TWIST TIP	.023	10	.570
9-623-75	TWIST TIP	.023	12	.570
9-525-75	TWIST TIP	.025	10	.670
9-625-75	TWIST TIP	.025	12	.670
9-627-75	TWIST TIP	.027	12	.740
9-435-75	TWIST TIP	.035	8	1.31

Fan width based on 2200 PSI with latex paint 12" from surface. Actual results may vary, depending on material viscosity.

Fine Finish Flat Tip Selection



Includes a pre-orifice for the best particle distribution.

Part No.	Description	Orifice	Fan Width (In.)	GPM Capacity @500 PSI Water
9-0909-F	FINE FINISH TIP	.009	9	.039
9-0911-F	FINE FINISH TIP	.009	11	.039
9-1109-F	FINE FINISH TIP	.011	9	.060
9-1111-F	FINE FINISH TIP	.011	11	.060
9-1113-F	FINE FINISH TIP	.011	13	.060
9-1115-F	FINE FINISH TIP	.011	15	.060
9-1309-F	FINE FINISH TIP	.013	9	.090
9-1311-F	FINE FINISH TIP	.013	11	.090
9-1313-F	FINE FINISH TIP	.013	13	.090
9-1315-F	FINE FINISH TIP	.013	15	.090
9-1509-F	FINE FINISH TIP	.015	9	.120
9-1511-F	FINE FINISH TIP	.015	11	.120
9-1513-F	FINE FINISH TIP	.015	13	.120
9-1515-F	FINE FINISH TIP	.015	15	.120
9-1517-F	FINE FINISH TIP	.015	17	.120
9-1709-F	FINE FINISH TIP	.017	9	.160
9-1711-F	FINE FINISH TIP	.017	11	.160
9-1713-F	FINE FINISH TIP	.017	13	.160
9-1715-F	FINE FINISH TIP	.017	15	.160
9-1717-F	FINE FINISH TIP	.017	17	.160

Fan width based on 1000 PSI with water 12" from surface. Actual results may vary, depending on material viscosity.

Accessories

Description	Order Number
New mesh filters available in 2 sizes: 60 mesh* (kit of 5)	54-5788-K5
100 mesh (kit of 5)	54-5789-K5
Fluid Inlet Swivel (1/4"m x 1/4"f)	72-2332
3/8" Air Inlet push in tube fittings	54-5830-K3
Tungsten Carbide Seat Flat Tip	54-5799-K
Tungsten Carbide Seat Twist Tip	54-5832-K
LVMP Air Cap Flat Tip	54-5797-K
LVMP Air Cap Twist Tip	54-5798-K

*60 mesh filters come standard with all guns.



www.binks.com

Sales and Service Through A Global Network of Industrial Distributors

North American Office
195 Internationale Blvd.
Glendale Heights, IL 60139
630-237-5000

Toll Free Customer Service
and Technical Support
800-992-4657

Toll Free Fax
888-246-5732