



GLOBAL FINISHING SOLUTIONS

Continuous Burn-Off Systems

RHT Fast and Cost-Effective, Ideal for High-Volume Rack and Hook Stripping

How it works:

Racks and hooks travel through a refractory-lined heated chamber, where air temperatures of 1000°F to 1200°F ignite the paint, turning it to ash. The hooks and racks are then conveyed to a washer where water rinses the ash off, and cools them.

To conserve resources, water is re-circulated through the system. An optional filter is available for removing excess ash from the water stream.




Speed, efficiency and cost savings make the GFS Process Heater, Rapid Heat Transfer (RHT) the smart choice for high-volume rack stripping applications. In as little as four to six minutes, the RHT removes paint from racks and hooks. The secret to its amazing performance is high velocity manifolds and rapid heat transfer technology. Plus, the remarkable dual-pass in-line system which also means less energy usage, lower costs, and more available floor space.

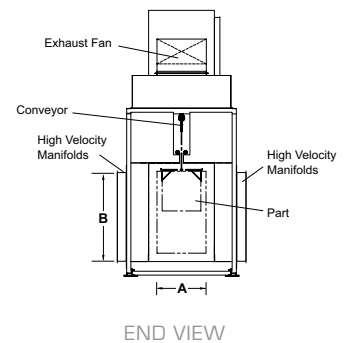
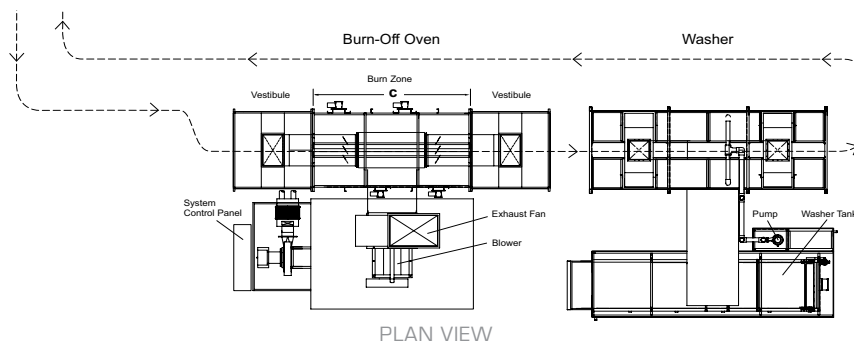
Continuous Burn-Off Systems

Satellite System Saves Space

If there are space restrictions in your plant, the Satellite System is the answer. Shorter than in-line units, the Satellite Systems adapt easily to smaller spaces. The GFS Process Heater - RHT system is off-line from the paint system so it has its own conveyor, which typically runs at 1-3 fpm. Racks and hooks must be transferred from the system conveyor to the process heater conveyor.



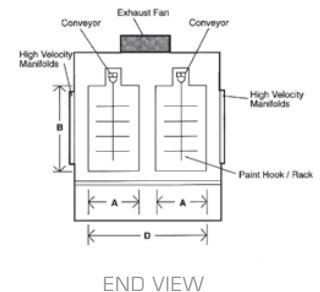
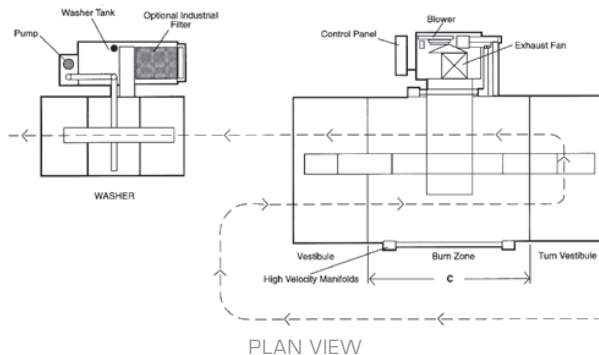
Model No.	Process Heater RHT (Internal)			High Velocity Manifolds	Washer		
	Width A	Height B	Length C		Width	Height	Length
55-206/518	2'	5'	20'	6	4'	5'	18'
76-247/518	2 1/2'	7'	24'	7	4'	7'	18'
77-289/718	3'	7'	28'	9	4'	7'	18'



Dual-Pass In-Line System Cuts Energy Costs and Reduces Handling


Compared to a typical, straight-through unit, GFS' dual-pass in-line system greatly reduces the necessary BTU's and overall gas consumption, resulting in a significant cost savings. First, racks travel through the heated chamber, then are turned 180° in a vestibule and travel back through the heated chamber. Because it's an in-line system, the conveyor runs at higher speeds than typical systems, resulting in reduced handling and more efficient performance.

Model No.	Work Opening		Burn Zone Length x 2 C	Outside Profile Plates D	High Velocity Manifolds	Washer		
	Width A	Height B				Width	Height	Length
55-206/518	2'	5'	20'	5'	6	4'	5'	18'
76-247/518	2 1/2'	7'	24'	6'	7	4'	7'	18'
77-289/718	3'	7'	28'	7'	9	4'	7'	18'



NOTE: Air quality issues, some locations may require an air pollution control device be attached to the exhaust air stream.

All designs, specifications and components are subject to change at the manufacturer's sole discretion at any time without notice. Data published herein is informational in nature and shall not be construed to warrant suitability of the unit for any particular purpose as performance may vary with the conditions encountered.



Scan QR Code to view our website

WWW.GLOBALFINISHING.COM • 800-848-8738 • industrial@globalfinishing.com